

# DELHI PUBLIC SCHOOL HATHRAS

## COMPARATIVE RESULT HIGHLIGHTS

SESSION: 2020-21, 2021-22, 2022-23 & 2023-24



CLASS – X

| YEARWISE ANALYSIS       |         |    |         |       |         |       |         |        |
|-------------------------|---------|----|---------|-------|---------|-------|---------|--------|
| PARTICULARS             | 2021-22 |    | 2022-23 |       | 2023-24 |       | 2024-25 |        |
| STUDENTS APPEARED       | 30      |    | 35      |       | 47      |       | 36      |        |
| STREAM AVERAGE RESULT % | 75.69%  |    | 75.16%  |       | 75.71%  |       | 75.4%   |        |
| RANGE                   | NO.     | %  | NO.     | %     | NO.     | %     |         |        |
| PERCENTAGE OF RESULT    | 100     |    | 97.14%  |       | 100     |       | 100     |        |
| 100                     | 0       | 0  | 0       | 0     | 0       | 0     | 0       | 0      |
| 90-99.9%                | 3       | 10 | 10      | 28.6% | 09      | 19.5% | 04      | 11.1%  |
| 80-89.9%                | 8       | 27 | 03      | 8.6%  | 14      | 29.78 | 12      | 33.3%  |
| 70-79.9%                | 10      | 33 | 10      | 28.6% | 07      | 14.89 | 05      | 13.88% |
| 60-69.9%                | 6       | 20 | 06      | 17.1% | 07      | 14.89 | 12      | 33.3%  |
| 33-59.9%                | 3       | 10 | 06      | 17.1% | 10      | 21.27 | 03      | 8.3%   |
| BELOW 33                | 0       | 0  | 0       | 0     | 0       | 0     | 0       | 0      |

| Topper | 2021-22           | 2022-23            | 2023-24               | 2024-25              |
|--------|-------------------|--------------------|-----------------------|----------------------|
| I      | PRIYANSHU AGRAWAL | GUN AGRAWAL        | MANASVI GUPTA         | SRASHTI MAHESHWARI   |
| II     | RAVISHA KUSHWAHA  | MOHIT BHARDWAJ     | SEJAL SINGH & TANISHA | RUDRA KUMAR UPADHYAY |
| III    | BHOOMI AGRAWAL    | ABHAY PRATAP SINGH | PRASHAM SHIRISH GODHA | PRINCE UPADHYAY      |
| IV     | NISHI SENGAR      | KOYANA SINGH       | ARPITA YADAV          | RAGHVENDRA SINGH     |
| V      | SUSHANT           | KOMAL VARSHNEY     | SOHAM JAIN            | ABHINAV PACHAURI     |

### COMPARATIVE SUBJECT AVERAGE ANALYSIS

| SUBJECT              | SUBJECT CODE | 2021-22 | 2022-23 | 2023-24 | 2024-25 |
|----------------------|--------------|---------|---------|---------|---------|
| ENGLISH              | 184          | 84.30   | 81.45   | 77.23   | 75.61%  |
| HINDI COURSE –B      | 085          | 83.83   | 81.28   | 83.15   | 81.34%  |
| SANSKRIT             | 122          | --      | --      | 90.93   | 74%     |
| MATHEMATICS          | 041/241      | 61.23   | 65.82   | 64.12   | 64%     |
| SCIENCE              | 086          | 71.53   | 68.32   | 71.83   | 72%     |
| SOCIAL SCIENCE       | 087          | 77.56   | 78.88   | 79.81   | 79.25%  |
| COMPUTER APPLICATION | 165          | 79.33   | 83.25   | 82.77   | 81.44%  |



# DELHI PUBLIC SCHOOL HATHRAS

## COMPARATIVE RESULT HIGHLIGHTS SESSION: 2021-22, 2022-23, 2023-24, 2024-25

### CLASS – XII

| Particulars          | 2021-22 | 2022-23 | 2023-24 | 2024-25 |
|----------------------|---------|---------|---------|---------|
| Total Appeared       | 28      | 36      | 26      | 26      |
| Passed               | 28      | 34      | 21      | 18      |
| Percentage of Result | 100%    | 94%     | 81%     | 69.2%   |
| Average              | 83.80   | 74.1    | 70.8    | 64.95%  |

| Topper | 2021-22            | 2022-23          | 2023-24           | 2024-25            |
|--------|--------------------|------------------|-------------------|--------------------|
| I      | GARIMA SINGH       | ANSH JAIN        | PRIYANSHU AGRAWAL | YUVRAJ SINGH       |
| II     | GAURI SINGH        | TANMAY CHAUDHARY | NISHI SENGAR      | GAURAV RANA        |
| III    | PAWAN KUMAR        | GARGI CHAUDHARY  | MAYANK CHAUDHARY  | ABHAY PRATAP SINGH |
| IV     | KRISHNEN DRA SINGH | AREEB BAIG       | DIKSHA BHATT      | SONU CHAUDHARY     |
| V      | SHRUTI GUPTA       | ARCHIT JAIN      | ASHISH CHAUDHARY  | ACHAL JAIN         |

| Percentage | No. of students |         |         |         |
|------------|-----------------|---------|---------|---------|
|            | 2021-22         | 2022-23 | 2023-24 | 2024-25 |
| Above 90%  | 10              | --      | 01      | 01      |
| Above 75%  | 12              | 20      | 10      | 07      |


*Handwritten signature in green ink.*



## STREAM WISE ANALYSIS

| PCM                     |         |       |         |       |         |      |         |      |
|-------------------------|---------|-------|---------|-------|---------|------|---------|------|
| PARTICULARS             | 2021-22 |       | 2022-23 |       | 2023-24 |      | 2024-25 |      |
| STUDENTS APPEARED       | 14      |       | 13      |       | 09      |      | 15      |      |
| STREAM AVERAGE RESULT % | 83.4    |       | 72      |       | 70      |      | 64.7    |      |
| RANGE                   | NO.     | %     | NO.     | %     | NO.     | %    | NO.     | %    |
| PERCENTAGE OF RESULT    | 14      | 100   | 13      | 100   | 09      | 67   | 15      | 66.7 |
| 100%                    | -       | -     | -       | --    | --      | --   | --      | --   |
| 90-99.9%                | 4       | 28.6  | 0       | 0.0   | 01      | 11.1 | 01      | 6.7  |
| 80-89.9%                | 6       | 42.8% | 2       | 15.4% | --      | --   | 03      | 20   |
| 70-79.9%                | 3       | 21.4% | 5       | 38.5% | 04      |      | 03      | 20   |
| 60-69.9%                | 1       | 7.2%  | 5       | 38.5% | 02      |      | 02      | 13.3 |
| 33-59.9%                | --      | -     | 1       | 7.6%  | 02      |      | 01      | 6.7  |
| BELOW 33%               |         |       | --      | -     | -       | -    | 05      | 33.3 |

| PCB                     |         |       |         |        |         |      |         |       |
|-------------------------|---------|-------|---------|--------|---------|------|---------|-------|
| PARTICULARS             | 2021-22 |       | 2022-23 |        | 2023-24 |      | 2024-25 |       |
| STUDENTS APPEARED       | 6       |       | 7       |        | 05      |      | 08      |       |
| STREAM AVERAGE RESULT % | 85.33   |       | 70      |        | 72      |      | 54.12   |       |
| RANGE                   | NO.     | %     | NO.     | %      | NO.     | %    | NO.     | %     |
| PERCENTAGE OF RESULT    | 6       | 100%  | 7       | 85.71% | 05      | 100% | 8       | 62.5  |
| 100%                    | -       | -     | -       | -      | --      | --   | --      | --    |
| 90-99.9%                | 2       | 33.3% | -       | -      | --      | --   | --      | --    |
| 80-89.9%                | 3       | 50%   | 2       | 28.6%  | 01      | 20%  | 01      | 12.5% |
| 70-79.9%                | 1       | 16.7% | 2       | 28.6%  | 02      | 40%  | --      | --    |
| 60-69.9%                | -       | -     | 2       | 28.6%  | 01      | 20%  | 01      | 12.5% |
| 33-59.9%                | -       | -     | 1       | 14.2%  | 01      | 20%  | 03      | 37.5% |
| BELOW 33%               | -       | -     | -       | -      | --      | --   | 03      | 37.5% |



| COMMERCE                |         |      |         |     |         |       |         |      |
|-------------------------|---------|------|---------|-----|---------|-------|---------|------|
| PARTICULARS             | 2021-22 |      | 2022-23 |     | 2023-24 |       | 2024-25 |      |
| STUDENTS APPEARED       | 4       |      | 10      |     | 07      |       | 04      |      |
| STREAM AVERAGE RESULT % | 81.70%  |      | 76.30%  |     | 57.74%  |       | 65.4%   |      |
| RANGE                   | NO.     | %    | NO      | %   | NO      | %     | NO.     | %    |
| PERCENTAGE OF RESULT    | 4       | 100% | 9       | 90% | 07      | 86%   | 04      | 100% |
| 100%                    | --      | --   | --      | --  | --      | --    | --      | --   |
| 90-99.9%                | 1       | 25%  |         | --  | --      | --    | --      | --   |
| 80-89.9%                | 1       | 25%  | 4       | 40% | --      | --    | --      | --   |
| 70-79.9%                | 2       | 50%  | 4       | 40% | 02      | 28.6% | 02      | 50%  |
| 60-69.9%                | -       | -    | -       | -   | 02      | 28.6% | --      | --   |
| 33-59.9%                | -       | -    | 2       | 20% | 03      | 42.8% | 02      | 50%  |
| BELOW 33%               | -       | -    |         |     | --      | --    | --      | --   |

#### HUMANITIES

| PARTICULARS             | 2021-22 |      | 2022-23 |       | 2023-24 |     | 2024-25 |    |
|-------------------------|---------|------|---------|-------|---------|-----|---------|----|
| STUDENTS APPEARED       | 5       |      | 6       |       | 05      |     | --      |    |
| STREAM AVERAGE RESULT % | 86      |      | 79.4    |       | 73.28%  |     | --      |    |
| RANGE                   | NO.     | %    | N<br>O. | %     | NO      | %   | --      | -- |
| PERCENTAGE OF RESULT    | 5       | 100% | -       | -     | 05      | 80% | --      | -- |
| 100%                    |         | -    | -       | -     | -       |     | --      | -- |
| 90-99.9%                | 3       | 60%  | -       | -     | -       |     | --      | -- |
| 80-89.9%                | 1       | 20%  | 3       | 50%   | 02      | 40  | --      | -- |
| 70-79.9%                | 1       | 20%  | 2       | 33.3% | 01      | 20  | --      | -- |
| 60-69.9%                | -       | -    | 1       | 16.7% | 01      | 20  | --      | -- |
| 33-59.9%                | -       | -    | -       | -     | 01      | 20  | --      | -- |
| BELOW 33%               | -       | -    | -       | -     | --      | --  | --      | -- |



# DELHI PUBLIC SCHOOL HATHRAS

## RESULT HIGHLIGHTS 2024-25

### CLASS – XII


|                   |   |        |
|-------------------|---|--------|
| TOTAL APPEARED    | - | 26     |
| RESULT PERCENTAGE | - | 69.23% |
| ABOVE 90%         | - | 01     |
| ABOVE 75%         | - | 07     |
| SCHOOL AVERAGE    | - | 64.95% |

### STREAM WISE TOPPER

| S No. | Stream   | Total Students | Stream Average | Student Name | Percentage |
|-------|----------|----------------|----------------|--------------|------------|
| 1     | COMMERCE | 04             | 65.4%          | RITIK JAIN   | 79.4%      |
| 2     | SCIENCE  | 22             | 64.7%          | YUVRAJ SINGH | 90.4%      |

### SUBJECT WISE TOPPERS:

| SUBJECT            | SUBJECT CODE | NAME OF THE STUDENT | MARKS |
|--------------------|--------------|---------------------|-------|
| ENGLISH            | 301          | ABHAY PRATAP SINGH  | 93    |
| PHYSICS            | 042          | YUVRAJ SINGH        | 92    |
| CHEMISTRY          | 043          | ABHAY PRATAP SINGH  | 94    |
| MATHEMATICS        | 041          | YUVRAJ SINGH        | 86    |
| BIOLOGY            | 044          | ACHAL JAIN          | 84    |
| PHYSICAL EDUCATION | 048          | SONU CHAUDHARY      | 95    |
| ACCOUNTANCY        | 055          | RITIK JAIN          | 84    |
| BUSINESS STUDIES   | 054          | RITIK JAIN          | 90    |
| ECONOMICS          | 030          | RITIK JAIN          | 92    |
| COMPUTER SCIENCE   | 027          | YUVRAJ SINGH        | 90    |



# DELHI PUBLIC SCHOOL HATHRAS

## SUBJECT WISE RESULT ANALYSIS

### CLASS-XII

| S No. | Subject            | Total Students | Subject Average |
|-------|--------------------|----------------|-----------------|
| 1     | ENGLISH            | 26             | 70.1            |
| 2     | PHYSICS            | 22             | 61.1            |
| 3     | CHEMISTRY          | 22             | 63.4            |
| 4     | BIOLOGY            | 08             | 54.12           |
| 5     | MATHEMATICS        | 15             | 50.4            |
| 6     | ACCOUNTANCY        | 04             | 59.25           |
| 7     | BUSINESS STUDIES   | 04             | 64.75           |
| 8     | ECONOMICS          | 04             | 68.75           |
| 9     | COMPUTER SCIENCE   | 05             | 76.6            |
| 10    | PHYSICAL EDUCATION | 21             | 73.85           |

*Sharma*

